



# Manitoba Orchid Society

For the Love of Orchids Newsletter

**Next Meeting: 17 February 2008**  
**The Chapel, Rm. 2322**  
**(Note change of room for this month.)**  
**St-Boniface College,**  
**196 De La Cathedrale Av.**

---

## **Novice Programme**

Getting the Most From Our Show  
By Lorne Heshka  
**Starts at 1:00PM**

## **Regular Programme**

A report on the Small White Lady's-  
Slipper by Lauren Sawich under the  
direction of Dr. Anne Worley.  
**Starts at 2:00PM**

---

## **Bring Plants for Show & Tell**

**Plant sales by members are encouraged.**

Goodies will be provided by Angela Man, Pat Roberts, Dave & Elaine Moran and Neil Dunham.




---

Website: <http://www.manitobaorchidsociety.ca>

Executive email: [president@manitobaorchidsociety.ca](mailto:president@manitobaorchidsociety.ca)

Newsletter email: [newsletter@manitobaorchidsociety.ca](mailto:newsletter@manitobaorchidsociety.ca)

**Submission deadline 21 February 2008 for March 2008 Issue**

<p><b>Special Order!</b></p>	<p>Jim Roy is putting together a special order with Hausermann Orchids. Catalogs should be available at the February meeting and the order is planned for March. For more information, contact him at 269-2918 or <a href="mailto:jamesroy@mts.net">jamesroy@mts.net</a></p>
	<p><b>February 17</b>  <u>Novice Meeting:</u> Getting the Most From Our Show  <u>General Meeting:</u> Small White Lady's-slipper project, followed by show preparation.</p> <p><b>March 16</b>  <u>Novice Meeting:</u> TBA  <u>General Meeting:</u> TBA</p> <p><b>March 28-30</b>  MOS Annual Show &amp; Sale "<b>In Praise of Native Orchids</b>"</p> <p><b>February 16</b>  Shelmerdine "Exotic Plant Festival" event. We will have a table. Please contact Kyle Lucyk at 284-1195 or <a href="mailto:kylelucyk@gmail.com">kylelucyk@gmail.com</a> if you can help out. (9:00 A.M. –5:00 P.M.)</p> <p><b>April 26-27</b>  C.O.C. Meeting &amp; Show (Ottawa)  <a href="http://www.ottawaorchidsociety.com/">http://www.ottawaorchidsociety.com/</a></p>
<p>World Orchid Congress</p>	<p>The World Orchid Congress recently met in Miami. Photos of many of the displays can be seen at:  <a href="http://flickr.com/photos/minicatt/sets/72157603794773297/detail/">http://flickr.com/photos/minicatt/sets/72157603794773297/detail/</a></p>
<p><b>Hearts &amp; Flowers</b></p>	<p>If you hear of any good/bad news regarding members or their families, please call Morganne Jerome and let her know.</p>
	<p>To Neil Dunham, Horst Hack, Marianne Hack, Lorne Heshka, Ed Maza, Kimberly Pronyshyn &amp; Garnet Ward for bringing flowering plants to the January "Show &amp; Tell".</p>
 <p><b>Suggestion Box</b>  Help us help you</p>	<p>The Executive encourages all members to provide feedback, comments, suggestions by filling out a comment sheet available from the Secretary at all General Meetings.  All signed comment sheets should be returned to any member of the Executive. They will be reviewed at the next Executive Meeting and you will be informed of follow-up action taken.</p>

## 2007/2008 Executive

### Elected

President Dave Moran  
Past President Joyce Jaworski  
1st V.P. Kyle Lucyk  
2nd V.P./Show Chair Lorne Heshka  
Treasurer Garnet Ward  
Secretary Morganne Jerome

### Appointed

Membership Gary Jaworski  
Social  
Public Relations  
Special Orders Jim Roy  
AOS/COC Rep Kevin Duerksen  
Library Lilianne Foster  
Newsletter Robert Parsons  
Website Robert Kato

## Canadian-bred Hybrid Orchids Featured On New Canadian Stamps



While it may seem surprising at first glance that Canada Post has chosen seemingly tropical orchids, rather than orchids native to Canada for its new series, a closer look reveals the Canadian content. All the stamps depict crosses made and registered by Canadian orchid growers. From left to right are: *Odontioda* Island Red; *Potinara* Janet Elizabeth 'Fire Dancer' AM/AOS; *Laeliocattleya* Memoria Evelyn Light; *Masdevallia* Kaleidoscope 'Conni' AM/AOS. More detailed information on these hybrids is available in the COC newsletter, Volume 20.1 (January 2008), available for viewing & downloading at the COC website: <http://www.canadianorchidcongress.ca/>. Additional information on these and other stamps for collection purposes (as I'm sure a number of us will wish to have them as orchid memorabilia) can be obtained from the Canada Post web site: <http://www.canadapost.ca:80/corporate/about/newsroom/pr/archive-e.asp?prid=1265>

I thank Gilles Beaulieu for first drawing my attention to the stamps and providing links.

**Editor's note:** This newsletter is slightly shorter than usual this month to allow for the mailing of the proposed general 2007-2008 budget and the proposed show budget. Members will be asked to vote on these at the February meeting.

Robert Parsons

**Manitoba Orchid Society 2008 Show**  
**“In Praise of Native Orchids”**

**Food for Hospitality Room - MOS Show**

We are asking members to once again contribute sandwiches and goodies for the Thursday evening set-up. The Manitoba Orchid Society will provide beverages, meat and bread for lunches - Friday, Saturday & Sunday however we will require items like cheese, pickles, fruit & vegetable trays and goodies from the MOS membership for these days. A sign-up list will be available at the February and March meetings or you can call Joan Heshka at 663-6850 (leave a message if there is no answer).

**Confirmed Show Vendors:**

**Orchids by Kimberly** <http://members.shaw.ca/orchidsbykimberly/>  
phone: 632-6177; email: [bamboobaby@shaw.ca](mailto:bamboobaby@shaw.ca)

Although not show related per se, Kimberly will bring in bark again if there is enough interest for it. It's available in small, medium and coarse. The price is 40.00 for small & medium, and 35.00 for coarse, all in 2 cubic feet bags. This is the best bark you can purchase. Kimberly also has Paph complex hybrids in spike and flower and she has a couple of Cym All Star in bud. She won best cymbidium at our last show.

**Ever Spring Orchids** <http://www.everspringorchids.ca/> phone: 338-2340

**Mike Gabrielson** e-mail: [mikegab@telus.net](mailto:mikegab@telus.net) phone: (780)-410-1571

**Orchids in Our Tropics** <http://www.orchidsinourtropics.com/> phone:  
905-727-3319

Stay tuned for more vendors to be added to this list soon!

If you wish to pre-order from any of these vendors, please  
contact them directly.

## **FROM SEED TO COMMUNITY POT by Peter Croezen**

It takes from six months to one year for a seed capsule to mature. It is not uncommon for a seed capsule to contain 10,000 to 100,000 seeds. Some seed capsules may contain as many as 3,000,000 seeds. Orchid seeds are very transparent and very small, tiny seeds, at times barely visible to the human eye. Seeds having the possibility for growth are said to be viable. A viable seed must contain an embryo, but the presence of an embryo in a seed is no guarantee that it is viable. Seeds may be checked for embryo presence, or absence, by placing them under a microscope.

Orchid seeds have only minute reserves of nutrients and need a fungus for germination in nature, this is called "symbiotic" generation. The required nutrients are provided for the fungus. Growth of seedlings is rapid. Until 1922, it was the only known method of propagating orchids from seeds.

In 1922, Dr. Lewis Knudson of Cornell University provided us with a simpler method, "asymbiotic germination. Seeds are germinated and seedlings are grown on a sterile, jelly like, culture medium containing sugars and many other nutrients. Germination takes place without the aid of a fungus. Since unwanted bacteria and fungi grow even faster on a sugar rich medium than orchid seedlings, all seeds, flasks, medium, and tools used must be sterilized. All the work involved, like sowing, transferring seedlings, etcetera, is performed in a sterile environment, such as a laminar flow hood or a glovebox.

Sowing of orchid seeds in a "mother flask" is done in a sterile environment, such as a laminar flow hood.

Filtered through a HEPA filter, sterile air enters the cabinet and passes over the work area. Sowing of seeds is a simple procedure. Germination medium is prepared and pour into clean flasks. Flasks with medium are then autoclaved at 120 degrees Celsius and 15 lbs. pressure for 20 minutes if small quantities of medium per flasks; longer for larger quantities. Cooled flasks are moved into the laminar flowhood where sterilized seeds are distributed evenly on top of the medium. Flasks are tightly sealed and may have a filter to allow air and moisture exchange between inside and outside. The filter must be dense enough to keep micro organisms out. The latter would spoil the germination process. Flasks are then placed under fluorescent lights for a 12 hour photoperiod for most epiphytic species. Some orchid seeds need total darkness to germinate. After 2 to 3 months in the "mother flask", seedlings are large enough to be transferred to a richer medium and larger vessel. The transfer process is called repeating.

Repeating, or moving seedlings from the old vessel to another with fresh medium, is done in a sterile environment. Seedlings are replated when they have reached a stage of growth at which they will greatly benefit from being placed on nutrient richer medium. Seedlings will now grow very rapidly and usually remain in these flasks for approximately one year, or until they are large enough to be planted out to a community pot.

The community pot may hold from 15 to 30 seedlings. Plants may spend up to one year in the community pot, before being transplanted to individual pots. After several more transplants and lots of tender loving care in years following, the orchids reach the "flowering size" stage, finally! From seed to flowering plant takes from three to seven years, depending on which orchid species seeds were sown.

## **Caring for Flasks**

It is fun and educational watching orchids grow inside flasks. Flasked seedlings need light/dark, proper temperature and humidity. Handle flasks by grasping them near the bottom, away from the foil covered filtered top. Covered filter tops keep out microorganisms that could spoil the contents when allowed to enter the flasks.

Never place the flasks in direct sunlight, unless you wish to cook the seedlings. The light should be of low intensity, 300 foot-candles, gradually increased, as seedlings grow bigger. Place them 30 centimeters below two four-foot cool white 40 Watt fluorescent lamps that cover a growing area of two by four feet. Lights must be on 12 hours per day. Remember the 12 hours uninterrupted darkness is equally important for seedling development.

Temperature in the 24 degrees C (75 degrees F) range are adequate, give or take 2 degrees C. Keep the variation between day and night temperatures to an absolute minimum.

Flasks that have filtered tops allow air and humidity exchange of the inside with the environment in which they are placed. To prevent the culture medium from drying out, place flasks in an environment where the relative humidity is about 60%. Keep air movement in the flasking area to a minimum. No fans!

## **Deflasking Seedlings**

Seedlings stay in replete flasks for about one year, but can stay longer if the medium has not yet been depleted of necessary nutrients. Seedlings are deflasked, when leaves are at least 5 centimeters long, cleaned of all agar and transplanted to a community pot.

Pour some tepid water into the flasks and carefully swirl it to break up the agar. A spatula may be used to gently aid the breakup. Pour water and seedling mix into a bowl half filled with tepid water. Rinse seedling roots and leaves free of agar. Submerge the seedlings for about 10 minutes in a weak systemic fungicide solution, like Benomyl, then place them on paper towels to dry.

## **Preparing Community Pots**

Use a well-drained, clean pot and line the bottom with drainage material. Fill the pot to within one inch from the rim with damp, loosely packed sphagnum moss. Wrap the roots of a dry seedling loosely with the same damp sphagnum moss and place the "package" in the pot. Repeat the process until the pot is filled with seedling packages touching each other. Finish by filling gaps between seedlings and pot edge with some loose sphagnum. Write the proper orchid name plus the "compot date" on plant labels and put one label in every pot.

## **Taking Care of Community Pot Seedlings**

Seedlings deflasked have come from a 100% relative humidity environment inside the flask. Do not shock them by moving them to a 50% or 60% humidity environment immediately, but rather do it gradually. This can be done by placing the pots in a tray covered with a clear plastic dome with top vents closed; this, over a period of time, can be gradually opened. Keep the pots about 30 cm. below two 40W fluorescent lamps, as described earlier for flask lighting. Keep temperatures around 24 degrees C. Prevent seedling medium from drying out, but do not have it soaking wet and cause root rot. Start a regular watering program right away; fertilizing program in one or two weeks from compotting date.

- Peter Croezen email: orchids@golden.net

*First appeared in the June 2005 issue **Spike** Newsletter of the Ottawa Orchid Society.*

## **Minutes - Manitoba Orchid Society General Meeting January 20, 2008**

*Recorder: Judy Browne on behalf of Morganne Jerome*

### **1. Call to order:**

Dave Moran called the meeting to order at 2:00 p.m.

Dave welcomed members and guests to the meeting and wished everyone a happy New Year. He also reminded everyone that there were only ten weeks to the annual orchid show.

The novice meeting was lead by Edmond Cormier and consisted of a Question and Answer session.

Volunteers to bring the refreshments for the February meeting: Angela Man, Pat Roberts, Dave and Elaine Moran and Neill Dunham.

The program for the meeting was given by Kyle Lucyk. He gave a presentation on Semi-Hydroponics, which is a method of growing plants using inert porous media that wicks up water from a reservoir on the bottom of a pot.

### **2. Minutes of the last meeting:**

Motion to accept the minutes of the December MOS meeting, as published, proposed by Robert Kato, seconded by Ed Maza, carried.

### **3. Executive meeting minutes:**

Minutes of the November MOS Executive Committee meeting will be available for viewing at the February General meeting.

### **4. Financial report: Garnet Ward**

Dave reported that Garnet Ward is working on the year-end financial statement.

The 2007-2008 fiscal year budget for the MOS will be published in the newsletter and will be voted on at the February meeting.

### **5. Programs: Kyle Lucyk**

February General meeting: A student from the University of Manitoba will be speaking about the Small White Lady Slipper research project. There will also be an update on the annual MOS show.

Novice meeting: TBA

March General meeting: TBA

April General meeting: A representative of Bloomfield Orchids will speak. A list of Paphiopedilums and Phragmipediums will be available for preorder.

**There will be a room change for the February meeting.** Please check the newsletter or website for the location of February's meeting.

Shelmerdine's Orchid and Exotic Plant Festival will take place on February 16, 2008 from 9 a.m. to 5p.m. Volunteers are needed to help with questions about orchids and about the MOS.

### **6. Show Chairperson Report: Lorne Heshka**

Show books were available at the meeting. They are also available on the MOS website.

Lorne requested that more members consider entering an individual displays.

Dave Moran asked for volunteers to help with the show. Volunteer forms were available at the meeting, will be available on the MOS website and will be published in an upcoming newsletter.

### **7. AOS/COC Representative: Kevin Duerksen**

No report.

### **8. Hospitality:**

Joan Heshka thanked the members who provided goodies for the coffee break. She asked that

members keep in mind that donations will needed for the hospitality room at the show. The Conservatory will not be getting sandwiches and fruit trays donated from Sobey's for this years event.

**9. Library: Lillianne Foster**

Lillianne had books available for borrowing at the meeting. The library list will soon be available on the MOS website. The membership was encouraged to phone Lillianne with requests for books so that she could bring them to meetings.

**10. Public Relations:**

No report. This position is vacant and in need of someone.

**11. Membership: Gary Jaworski**

Gary reported that the MOS has 127 members.

**12. Newsletter: Robert Parsons**

No report.

**13. Website: Robert Kato**

The website is still being worked on. Check the site for new features. More new features will be added shortly.

**14. Special Orders: Jim Roy**

Jim is attempting to set up a club order from Hauserman's.

**15. Raffle draw:**

Winners were: Lillianne Foster, Denise Fortier, Dan Dutchin, Jerry Lenover, Jack Davison, Garth Ball, Ron Tagg, and Judy Browne.

**16. Show & Tell**

Ed Maza discussed an interesting collection of plants and was assisted by Ed Mathurin.

**17. Unfinished Business:**

None noted.

**18. Adjournment:**

Edmond Cormier proposed a motion for adjournment.

Note: Minutes of the Executive Meetings are available to be picked up at General Meetings on request from the Secretary.